

Bridging - 2

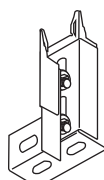
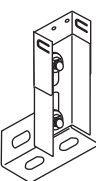
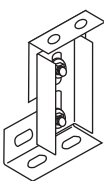
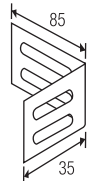
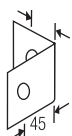
Page	of
Job No.	Purch. Order No.

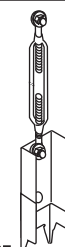



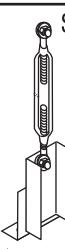

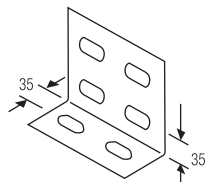
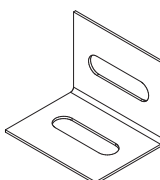
CUSTOMER _____ Project _____

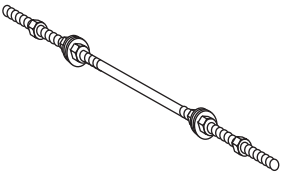
Delivery address _____

Bridging System
Rod & Strut/
Stramit Bridging

Del. Date	Finish	Drawn	Date
-----------	--------	-------	------

	Part No. No.	Bracket Size	Purlin Centres	No. Reqd.	Mark No.
GIRT STOOL/FOOT ASSEMBLIES Stramit - locator  Part No. 024					
Stramit - lock  Part No. 025					
Strut & Rod  Part No. 026					
Raking Girt Bracket  No. Reqd. <input style="width: 50px;" type="text"/>					
Tie Rod Angle  No. Reqd. <input style="width: 50px;" type="text"/>					

GIRT HANGER ASSEMBLIES											
▼ Turnbuckle	▼ Tie Rod										
Stramit - locator  Part No. 027	 Part No. 028										
Stramit - lock  Part No. 029	 Part No. 030										
Strut & Rod - bolted  Part No. 031	 Part No. 032										
General Purpose Bracket  <table border="1" style="float: right; margin-top: 10px;"> <thead> <tr> <th>Purlin Size</th> <th>No. Reqd.</th> </tr> </thead> <tbody> <tr><td> </td><td> </td></tr> <tr><td> </td><td> </td></tr> <tr><td> </td><td> </td></tr> <tr><td> </td><td> </td></tr> </tbody> </table>		Purlin Size	No. Reqd.								
Purlin Size	No. Reqd.										
Angle Connector  <table border="1" style="float: right; margin-top: 10px;"> <thead> <tr> <th>Purlin Size</th> <th>No. Reqd.</th> </tr> </thead> <tbody> <tr><td> </td><td> </td></tr> <tr><td> </td><td> </td></tr> <tr><td> </td><td> </td></tr> <tr><td> </td><td> </td></tr> </tbody> </table>		Purlin Size	No. Reqd.								
Purlin Size	No. Reqd.										

	Size	Length	No. Reqd.	Mark No.
Tie Rod Assemblies 				

	Purlin Size	No. Reqd.
Clamp Plate 